

C.L. Helt, Architect Inc.
 1136 Greenwood Cliff
 Charlotte, NC 28204
 Ph. 704-342-1686
 Fx. 704-343-0054
 E-MAIL CHELHETL@CLHETL.COM

ARCHITECT'S PROJECT # 11-001

Project #
FAMILY DOLLAR STORE
 9180, 8320, OR 8000 SF PROTOTYPES
CITY, STATE
PLAN # 2011-01
NOT FOR CONSTRUCTION

Sheet Description #
80X104
BUILDING PLANS
DOOR SCHEDULE & DETAILS

THIS SET OF PROTOTYPE DRAWINGS IS FOR REFERENCE ONLY. THIS SET MAY BE PART OF A LEASE PACKAGE OR GENERAL REVIEW BY POTENTIAL BUILDERS OF A FAMILY DOLLAR STORE. IT IS THE DEVELOPER/ LANDLORD/ G.C.'S RESPONSIBILITY THAT WHOEVER IS SEALING THESE DOCUMENTS FOR PERMIT USE HAS COMPLIED WITH FEDERAL/ STATE AND LOCAL CODES AND ORDINANCES, AND REVISED THESE DOCUMENTS ACCORDINGLY FOR THE SITE SPECIFIC STORE. THESE DRAWINGS ARE NOT TO BE SUBMITTED FOR PLAN REVIEW OR PERMITTING.

Drawn By :
D. MYERS

Checked By :
CHET HELT

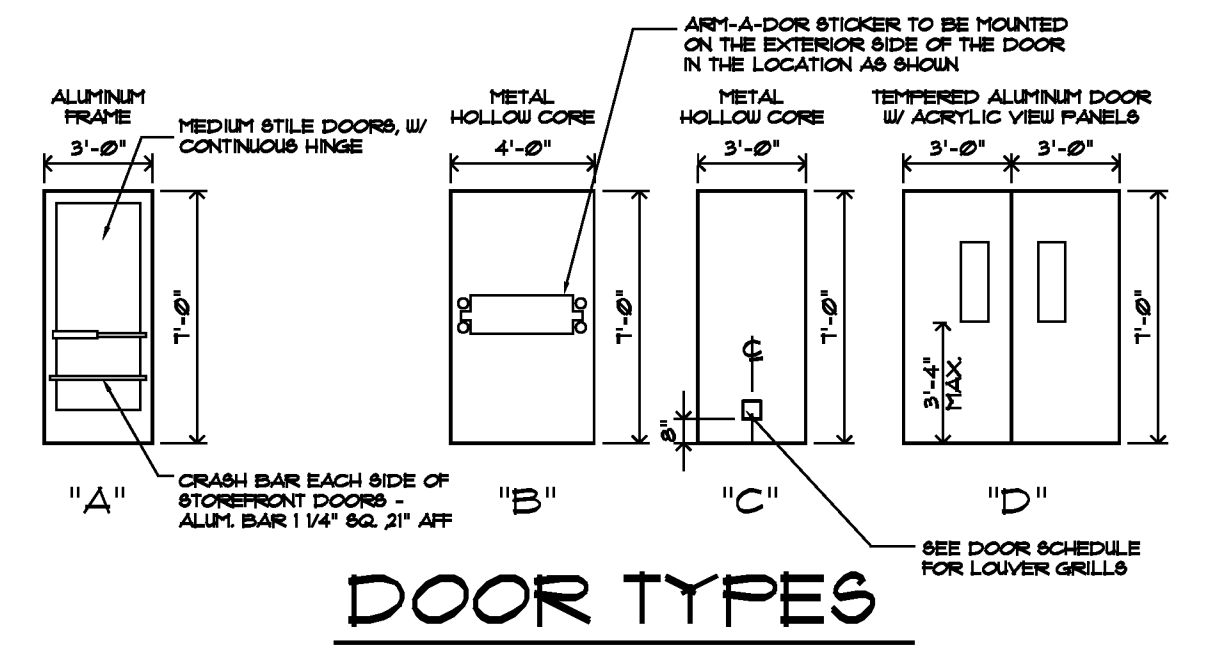
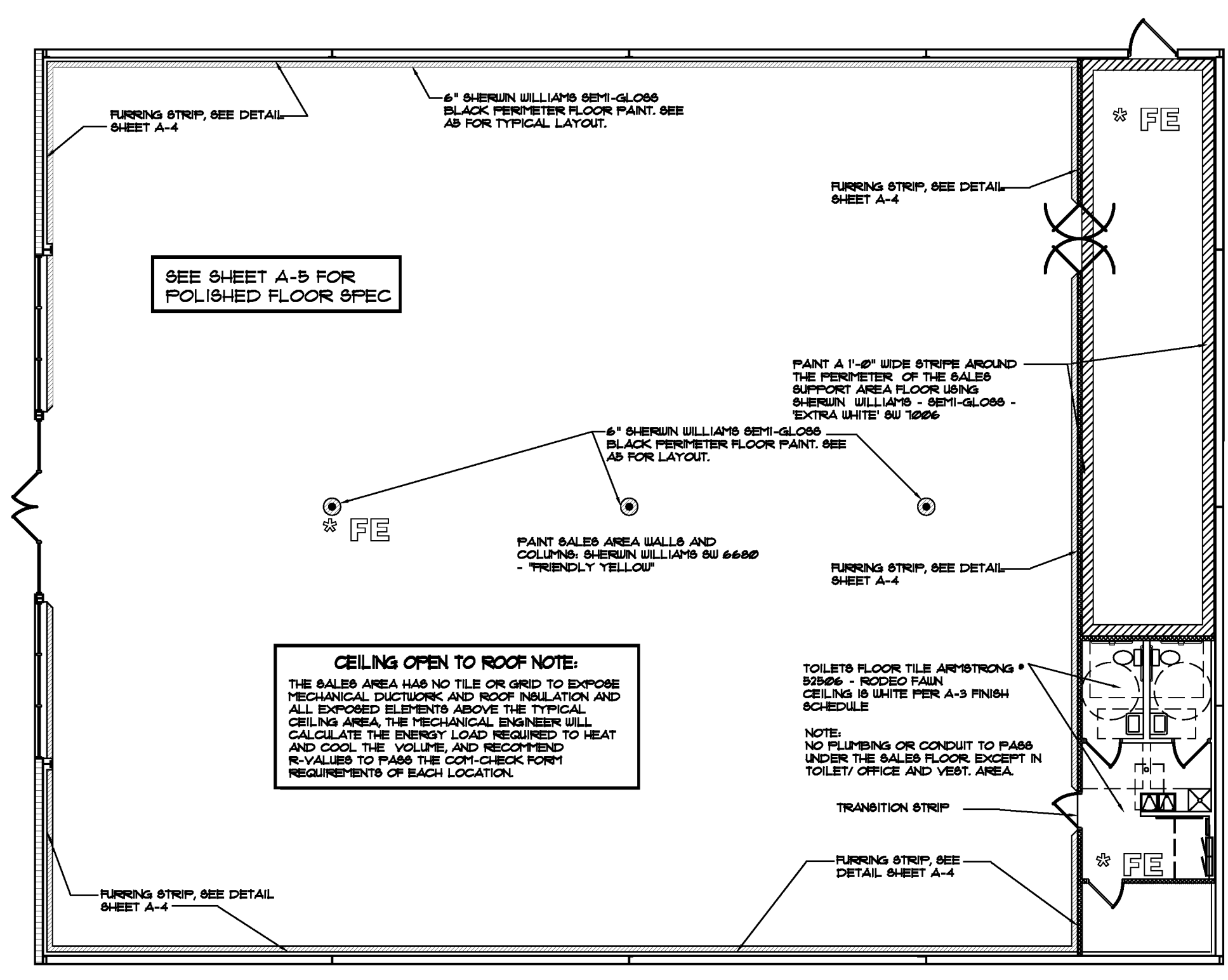
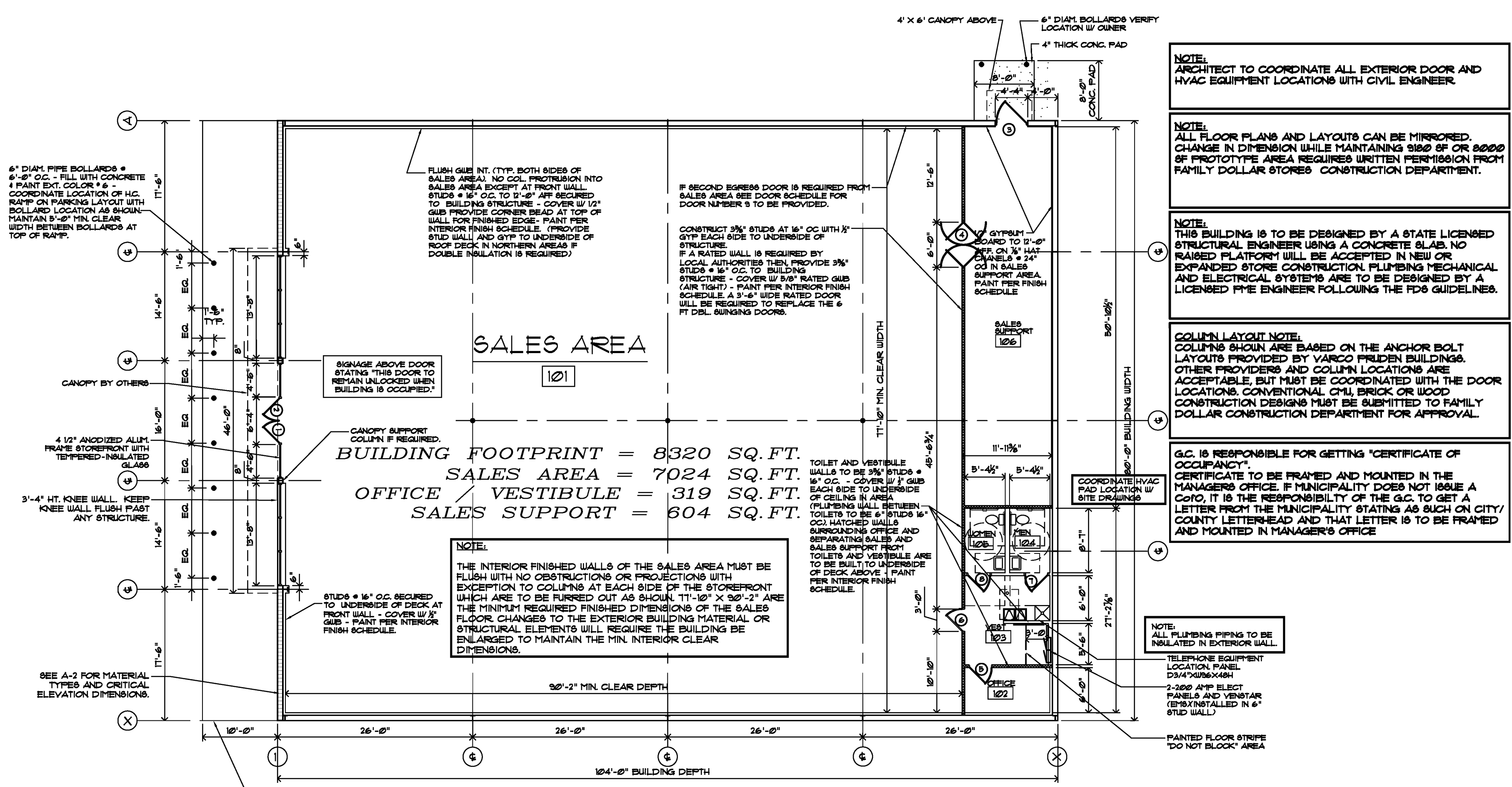
Revisions :

(Future Seal)
 THIS DRAWING AND ITS COPIES ARE THE COPYRIGHT OF THE ARCHITECT. THEY MAY NOT BE USED FOR PROJECTS OTHER THAN THE DESIGNATED PROJECT WITHOUT THE SPECIFIC WRITTEN APPROVAL OF C. L. HELT ARCHITECT INC. AND CHET L. HELT, ARCHITECT

Date :
 01-01-11

Sheet No.
A-1D

of 5



DOOR SCHEDULE

NOTES	MARK	SIZE	THICK	TYPE	MAT'L	BUTTS	LOCK	CLOSER	THRESHOLD	REMARKS
2, 4, 5	1	3'-0" X 7'-0"	1 3/4"	A	ALUM./GLASS	CONTINUOUS HINGE W/ STANDARD DOOR CLOSURE TO MATCH STOREFRONT.	DOUBLE CYLINDER 240.	105 DEG. HOLD OPEN	1/2" ALUM. MILL FINISH	1. 1" FULL BARS STANDARD FINISH W/ PILE CLOTH WEATHERING IN DOOR & FRAME BEARING. 2. 1" FULL BARS STANDARD FINISH W/ PILE CLOTH WEATHERING IN DOOR & FRAME BEARING. 3. 1" FULL BARS STANDARD FINISH W/ PILE CLOTH WEATHERING IN DOOR & FRAME BEARING. 4. 1" FULL BARS STANDARD FINISH W/ PILE CLOTH WEATHERING IN DOOR & FRAME BEARING.
2, 4, 5	2	3'-0" X 7'-0"	1 3/4"	A	ALUM./GLASS	CONTINUOUS HINGE W/ STANDARD DOOR CLOSURE - CLEAR FINISH TO MATCH STOREFRONT.	DOUBLE CYLINDER 240.	105 DEG. HOLD OPEN	1/2" ALUM. MILL FINISH	1. 1" FULL BARS STANDARD FINISH W/ PILE CLOTH WEATHERING IN DOOR & FRAME BEARING. 2. 1" FULL BARS STANDARD FINISH W/ PILE CLOTH WEATHERING IN DOOR & FRAME BEARING. 3. 1" FULL BARS STANDARD FINISH W/ PILE CLOTH WEATHERING IN DOOR & FRAME BEARING. 4. 1" FULL BARS STANDARD FINISH W/ PILE CLOTH WEATHERING IN DOOR & FRAME BEARING.
1, 2, 3, 4	3	4'-0" X 7'-0"	1 3/4"	B	H.M.	HAGAR 125 1 1/2 FR 4 1/2" X 4 1/2" USP	'ARM-A-DOR' A101-215	YES, PAINTED	1/2" ALUM. MILL FINISH	'ARM-A-DOR' PANIC HARDWARE W/ ALARM DEVICE. 1. 1" FULL BARS STANDARD FINISH W/ PILE CLOTH WEATHERING IN DOOR & FRAME BEARING. 2. 1" FULL BARS STANDARD FINISH W/ PILE CLOTH WEATHERING IN DOOR & FRAME BEARING. 3. 1" FULL BARS STANDARD FINISH W/ PILE CLOTH WEATHERING IN DOOR & FRAME BEARING. 4. 1" FULL BARS STANDARD FINISH W/ PILE CLOTH WEATHERING IN DOOR & FRAME BEARING.
2, 6	4	PAIR OF 3'-0" X 7'-0"	1 3/4"	D	ALUM./ACRYLIC	ALL HARDWARE BY FIXTURE OR ELIASON DOOR MANUFACTURER				ELIASON EASY BUNG DOOR SYSTEM. MODEL LUP-3. NO STOPS ALL HARDWARE BY HFG
2, 3	4-R	4'-0" X 7'-0"	1 3/4"	B	H.M.	HAGAR 125 1 1/2 FR 4 1/2" X 4 1/2" USP	SCHLAGE AL10PD-626-JUP	YES, PAINTED	N/A	PREP SITE # 5'-0" AFF
3, 8	5	3'-0" X 7'-0"	1 3/4"	C	H.M.	HAGAR 125 1 1/2 FR 4 1/2" X 4 1/2" USP	SCHLAGE AL10PD-626-JUP	YES, PAINTED	N/A	PREP SITE # 5'-0" AFF. SEPARATE DEAD-BOLT KEYS WITHIN TURN INSIDE. PROVIDE LOCK GUARD DOOR BEE HIGH IF 2" X 2" HT. LOUVER IS REQUIRED.
2, 3	6	3'-0" X 7'-0"	1 3/4"	C	H.M.	HAGAR 125 1 1/2 FR 4 1/2" X 4 1/2" USP	SCHLAGE AL10PD-626-JUP	YES, PAINTED	N/A	PREP SITE # 5'-0" AFF. SEE HEIGHT FOR 18" HT X 2" W HT. LOUVER
2, 3	7	3'-0" X 7'-0"	1 3/4"	C	H.M.	HAGAR 125 1 1/2 FR 4 1/2" X 4 1/2" USP	SCHLAGE AL10PD-626-JUP	YES, PAINTED	N/A	DOOR UNDERCUT 1" (TYP) OR 2" X 2" LOUVER
2, 3	8	3'-0" X 7'-0"	1 3/4"	C	H.M.	HAGAR 125 1 1/2 FR 4 1/2" X 4 1/2" USP	SCHLAGE AL10PD-626-JUP	YES, PAINTED	N/A	DOOR UNDERCUT 1" (TYP) OR 2" X 2" LOUVER
1, 2, 3, 4	9	4'-0" X 7'-0"	1 3/4"	B	H.M.	HAGAR 125 1 1/2 FR 4 1/2" X 4 1/2" USP	'ARM-A-DOR' A101-215	YES, PAINTED	1/2" ALUM. MILL FINISH	'ARM-A-DOR' PANIC HARDWARE W/ ALARM DEVICE. SEE NOTE # 1. PROVIDE WEATHERSTRIP ALSO. PROVIDE ILLUMINATED EMERGENCY EXIT ONLY SIGNAGE ABOVE DOOR.

DOOR NOTES:

- FOR ORDERS CONTACT: MILLS AND NEBRASKA AT 481-470-3741 OR EMAIL: AHG@MILLSANDNEBRASKA.COM. MANUF. CONTACT: SARGENT & GREENLEAF, INC. 800-841-6786 FAX 800-654-4843 WEBSITE: WILLIAMS-A-DOR.COM
- ALL DOOR HARDWARE TO MEET ADA REQUIREMENTS. DOOR TO MEET ADA DOOR OPENING PRESSURE GUIDELINES MAX 5 LBS (INT) & 10 LBS (EXTERIOR)
- ALL HOLLOW METAL DOORS AND FRAMES ARE TO BE PAINTED IN FIELD TO MATCH WALL SURFACE ON EACH SIDE PER EXTERIOR AND INTERIOR FINISH SCHEDULES.
- ALL EXTERIOR DOORS - METAL BRUSH STYLE DOOR WEEPS. USING SEALAZEE C38ECLASSEL (2 X 3); 3'-6" OR 4" (OR EQUAL) - USE FOR DOORS 1, 2, 3, & 5.
- STOREFRONT NOTE: PROVIDE HEAD RECEPTOR WHEN SNOU LOAD IS EQ. TO OR GREATER THAN 20 PLF
- ELIASON DOOR (DOOR 4) BY FDS IF FIXTURE WALL IS ALLOWED BY CODE. IF REPAIRATION WALL IS A PART OF THE G.C.'S RESPONSIBILITY IN PROJECT THEN G.C. IS RESPONSIBLE FOR PROVIDING AND INSTALLING ELIASON DOOR AND HARDWARE
- 'ARM-A-DOR' PANIC HARDWARE HAS A FUNCTIONAL DEPTH THICKER THAN STANDARD PANIC HARDWARE
- 'DO NOT LATCH DEADBOLT WHEN ROOM IS OCCUPIED'. MOUNT SIGN AT DOOR IN OFFICE INTERIOR

